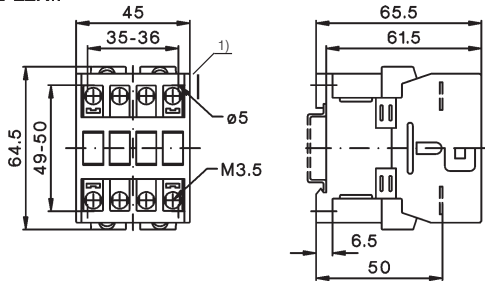


Leistungsschütze

Maße

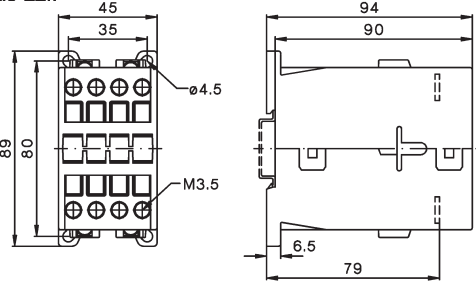
wechselstrombetätigt

K3-10N..
K3-14N..
K3-18N..
K3-22N..

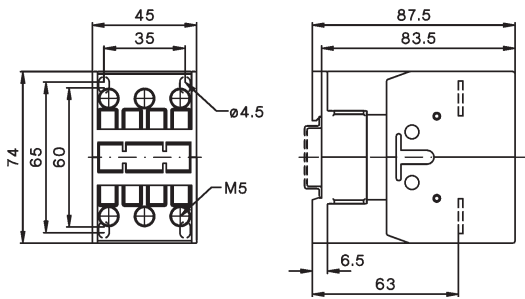


gleichstrombetätigt

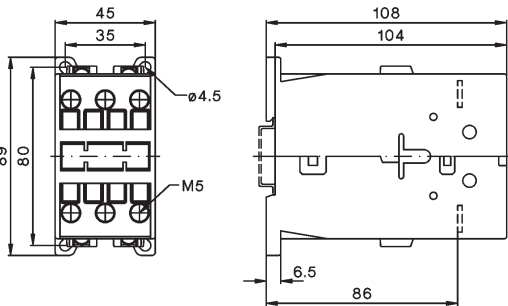
KG3-10..
KG3-14..
KG3-18..
KG3-22..



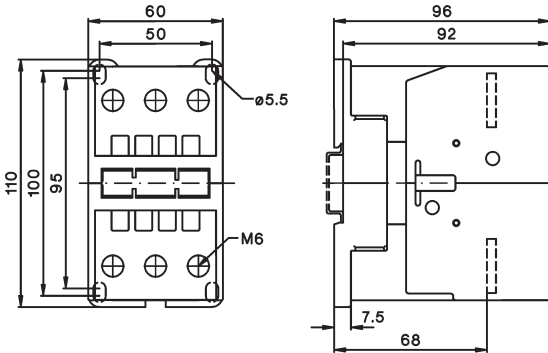
K3-24..
K3-32..
K3-40..



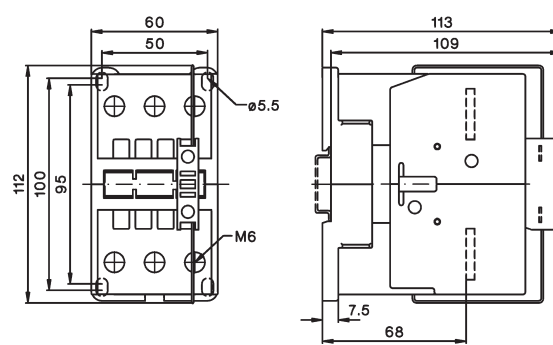
KG3-24..
KG3-32..
KG3-40..



K3-50..
K3-62..
K3-74..

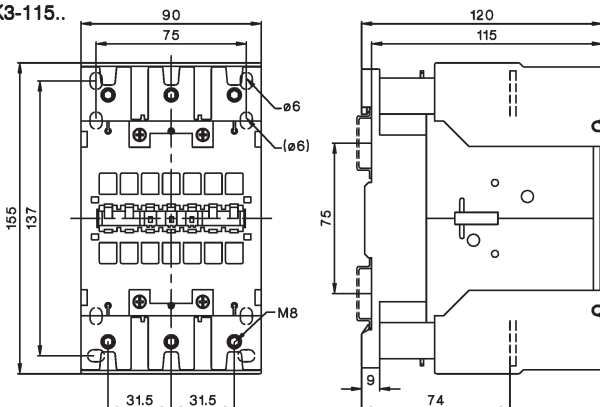


K3-50..=
K3-62..=
K3-74..=



wechsel- und gleichstrombetätigt

K3-90..
K3-115..



1) Mindestseitenabstände zu leitfähigen
Teilen bei Spulenspannungen:
500V $U_{imp}=6kV$ 2mm
660-690V $U_{imp}=8kV$ 4,5mm