


**■ MONTAGEANLEITUNG: PUSH PULL PATCHKABEL RJ45 CAT.6_A /
INSTRUCTION SHEET: PUSH PULL PATCHCORDS RJ45 CAT.6_A**

1.


PushPull (verriegelt)
PushPull (locked)

RJ45-Modul (z.B. TOOLLESS LINE HSEMRJ6GWA)
RJ45-Module (e.g. TOOLLESS LINE HSEMRJ6GWA)




2.

PushPull bis „klick“ in das RJ45Modul schieben.
Push the PushPull into the RJ45Module until it clicks.




3.

Tülle des PushPull-Patchkabels bis zum Anschlag zurückziehen.
Pull the boot of the PushPull patch cable as far as it will go.




4.

Leichter Druck auf das Kabel in Steckerrichtung.
Apply slight pressure on the cable towards the connector.



5.

Zug auf das Kabel → → Entriegelung
Pull on the cable → → unlocked



BEZEICHNUNG/DESCRIPTION	BEST. NR./ORDER NO.
Push Pull Patchkabel RJ45 geschirmt Cat.6a 10GB LS0H grau 0,5m / Push Pull Patchcord RJ45 shielded Cat.6a 10GB LS0H grey 0.5m	H6GPG00K5G
Push Pull Patchkabel RJ45 geschirmt Cat.6a 10GB LS0H grau 1,0m / Push Pull Patchcord RJ45 shielded Cat.6a 10GB LS0H grey 1.0m	H6GPG01K0G
Push Pull Patchkabel RJ45 geschirmt Cat.6a 10GB LS0H grau 1,5m / Push Pull Patchcord RJ45 shielded Cat.6a 10GB LS0H grey 1.5m	H6GPG01K5G
Push Pull Patchkabel RJ45 geschirmt Cat.6a 10GB LS0H grau 2,0m / Push Pull Patchcord RJ45 shielded Cat.6a 10GB LS0H grey 2.0m	H6GPG02K0G
Push Pull Patchkabel RJ45 geschirmt Cat.6a 10GB LS0H grau 3,0m / Push Pull Patchcord RJ45 shielded Cat.6a 10GB LS0H grey 3.0m	H6GPG03K0G
Push Pull Patchkabel RJ45 geschirmt Cat.6a 10GB LS0H grau 5,0m / Push Pull Patchcord RJ45 shielded Cat.6a 10GB LS0H grey 5.0m	H6GPG05K0G
Push Pull Patchkabel RJ45 geschirmt Cat.6a 10GB LS0H grau 10,0m / Push Pull Patchcord RJ45 shielded Cat.6a 10GB LS0H grey 10.0m	H6GPG10K0G