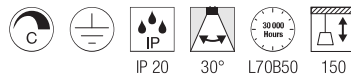

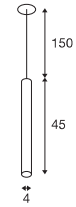
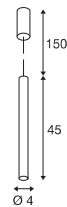
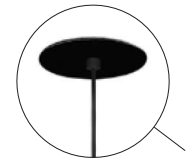
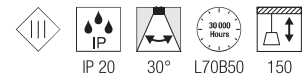


HELIA 40
PD, PHASEHELIA 40
PD

158400 303

220-240V ~50/60Hz | 500mA
Systemleistung: 10W
Material: Aluminium500mA
Systemleistung: 9W
Material: Aluminium

- inkl. Einbaurosette
- Materialstärke Einbaufäche: 12 mm max.
- Ø Einbaurosette 68 mm



Down 730lm | 3000K



Down 700lm | 3000K

Variante	Art.Nr.	EUR
● schwarz	152370	249,00

Variante	Art.Nr.	EUR
● schwarz	158410	199,00



Artikel	Art.Nr.	EUR
LED Treiber 20W 350mA/500mA PHASE		
○ weiß	1007227	40,00
LED Treiber 25W 150-700mA DALI dimmbar		
○ weiß	1007229	70,00
LED Treiber 21W 500mA inkl. Zugentlastung		
○ weiß	1007226	30,00