

MCB Miniature Circuit Breakers, Accessories



BM900001

Schrack-Info

A wide program of accessories characterize the system of MCB series BM

	B-HSI - BM900001	B-HR - BM900022
Contacts	1 NO + 1 NC	2 CO
Standard:	IEC/EN 62019	
Mounting	snap on left side	
Rated operation voltage U_i :	250 V AC	
Minimum operating voltage per contact U_{min} :	5 V AC/DC	
Minimum operating current I_{min} :	10 mA AC/DC	
Rated current I_n :	6A	4A
Conditional rated short circuit current I_k :	1kA with BMS0-H	
Utilisation category AC 15:	2A / 250V-AC	
Utilisation category AC 13:	3A / 250V-AC	
Utilisation category DC 12:	0,5A / 110V-DC	
Max back up fuse for short circuit protection:	6A gG/gL or BMS0-H	
Terminal:	0,5–2,5 mm ²	

Neutral conductors, Auxiliary contacts, Accessories



BM900001



BS900004



BS900008



BM900006

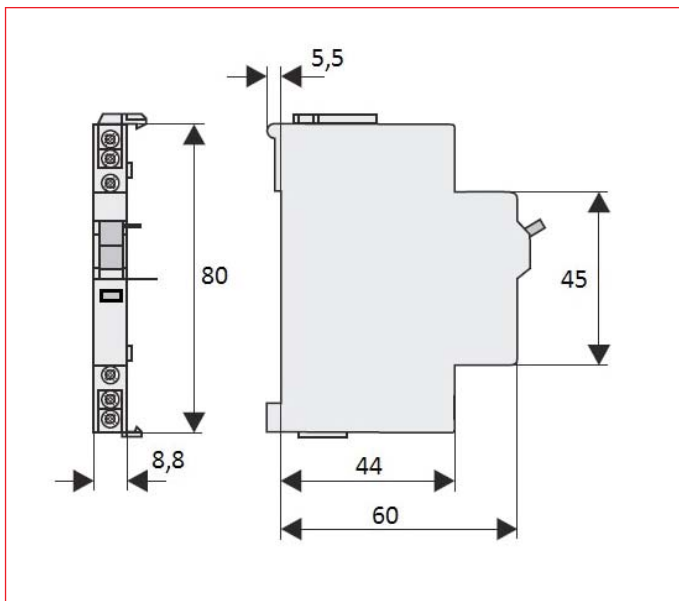


BM900022

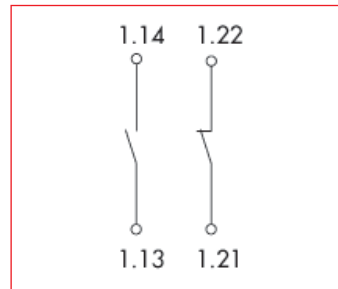
Schrack-Info

- Auxiliary Contacts
- Neutral conductors
- Shunt-release
- Undervoltage release

Dimensions








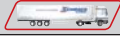





BM900001



	BD-H	BD-HR	H11	B-HSI	B-HR	DHi2	BR-H
	BD 900002	BD 900022	BD900006	BM 900001	BM 900022	BD 900030	BR 900005
				Snap-on moun- table	Snap-on moun- table		
Contacts	1NO+1NC	2W	1NO+1NC	1NO+1NC	2W	1NC+1CO	1NO+1NC
BC	L	R				R	
BMS.		L	L	L	L		
SI-E		L	L				
SI-BR							R
BOLF		L	L	L	L		
MP		L	L	L	L		
A-BS		L	L				
BMA		L	L	L	L		
B-FA			L				
B-HSI				L (1x)			

Neutral conductors, Auxiliary contacts, Accessories

	B-FA –BM900005	B-FA –BM900006
Electrical:		
Mountable on MCB, RCBO:	BMSO, BMS6, BMS4, BOLF	BMSO, BMS6, BMS4, BOLF
Accessories:	BMA	BMA
Operating voltage range:	12-60V AC 12-60V DC	110-415V AC 110-220V DC
Frequency:	50/60 Hz	50/60 Hz
Possible standard auxiliary switch:	B-HR	B-HR
Mechanical:		
Cap installation dimension:	45 mm	45 mm
Device base dimension:	80 mm	80 mm
Installation width:	17.5 mm (1TE)	17.5 mm (1TE)
	Quick fastening on DIN rail EN 50022	
Degree of protection (built-in):	IP40	IP40
Terminal protection:	Contact protection according to BGV A3, Ö VE-EN 6	
Terminals:	Clamp/lift terminals + protection against mismatching	Clamp/lift terminals + protection against mismatching
Terminal cross-section:	1-25 mm ²	1-25 mm ²

DESCRIPTION	AVAILABLE	ORDER NO.
Neutral Conductor Feed-through Module, 63A, 1 MW		BS900004
Neutral Conductor Feed-through Mod. + Test terminal, 63A, 1 MW		BS900010
Neutral Conductor Feed-through Module, 80A, 1 MW		BS900024
Neutral isolator - terminal, 1SU		BS900020
Auxiliary Contact, 1 NO + 1 NC, snap-on-version		BM900001
Auxiliary Contact, 2 CO switchable, snap-on-version		BM900022
Auxiliary Contact 1CO, 250V/4A, snap-on		BM900099ME
Shunt Release 12 - 60V-AC, snap-on-version		BM900005
Shunt Release 110 - 415V-AC, snap-on-version		BM900006
Undervolt release 230V AC		BS900008
Undervolt release 400V AC		BS900009



Order no. blue: on stock, usually ready for delivery on the day of order