



IP
65

Emergency LED Driver

LITP0046

20W

100-277VAC



APPLICATIONS

LED emergency drivers are designed for use with UFO LED high bay fixtures with 0-10V dimmable LED drivers. It allows the LED UFO High Bay to be used for both normal and emergency operation.

Product Details

Chain is
NOT included

Rings

Terminal


power box

Remote control
reception

SR outlet

hook up

High bay of series ARKTUR ECO II (not included)



Features

- Easy wiring, directly connect to AC Input of LED highbay
- Constant power output
- Self testing function
- Standard EN61347-1, EN61347-2-7 EN61347-2-13
- For field installation and factory installation
- Built-in lithium battery, long life
- Temperature Rating (Ambient): -30°C to $+50^{\circ}\text{C}$
- Battery protections: over voltage protection, over current protection, over temperature protection, over charge protection, over discharge protection, short circuit protection.
- Emergency time: 3 hours
- Warranty 5 years



Specifications

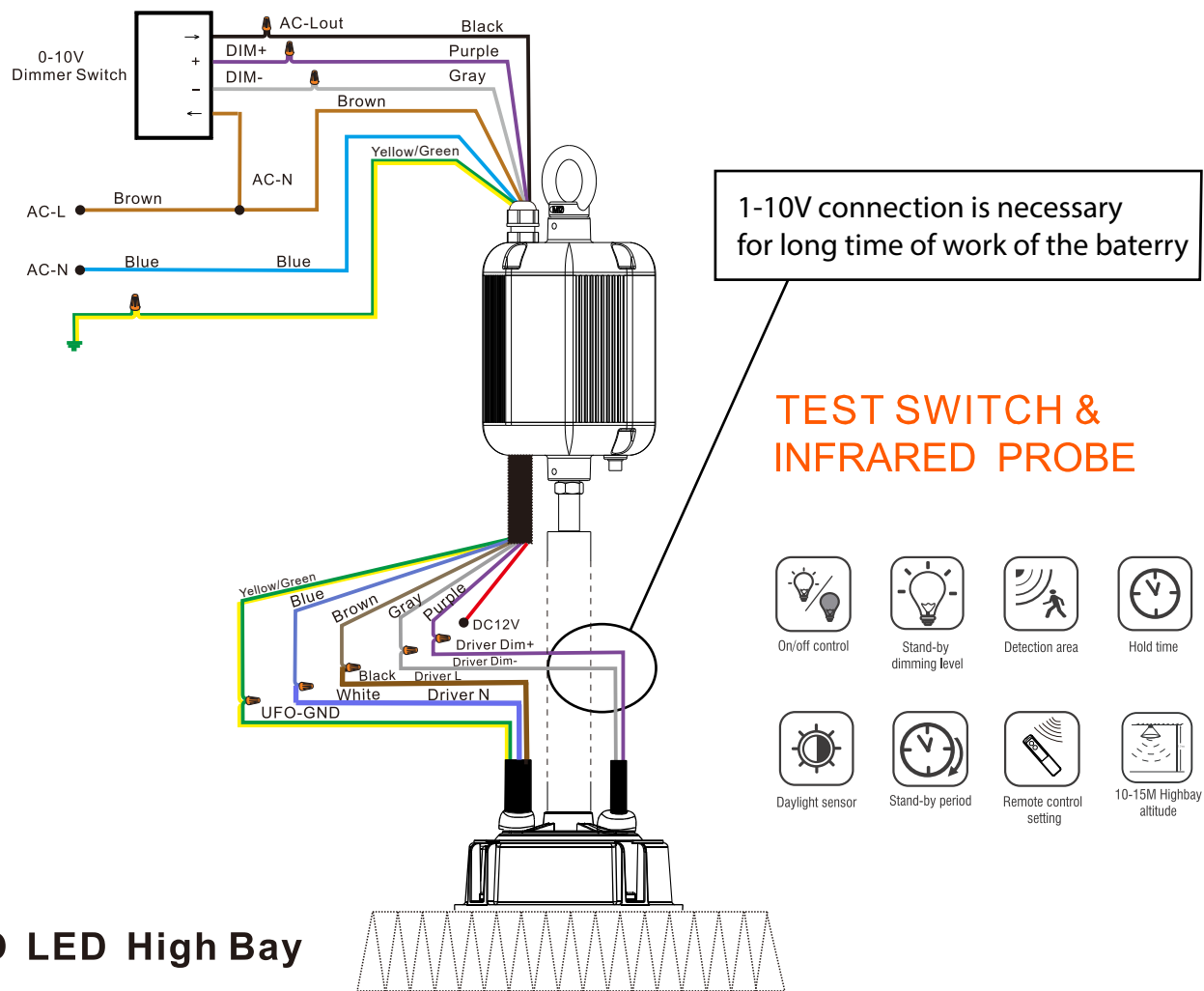
Input Voltage	100-277VAC, 50/60Hz	Test Switch/Charging Indicator Light	Remote Control
Output Voltage	120-180Vdc	Battery	Li-ion battery
Input Current	460mA max.	Charging time	≤ 24 Hours
Input Power	15W max	Output power	20W
Emergency Time	180Minutes	Weight	
Warranty	5 Years	Dimensions	
Ambient Temp	-30°C to $+50^{\circ}\text{C}$		

Model NO.

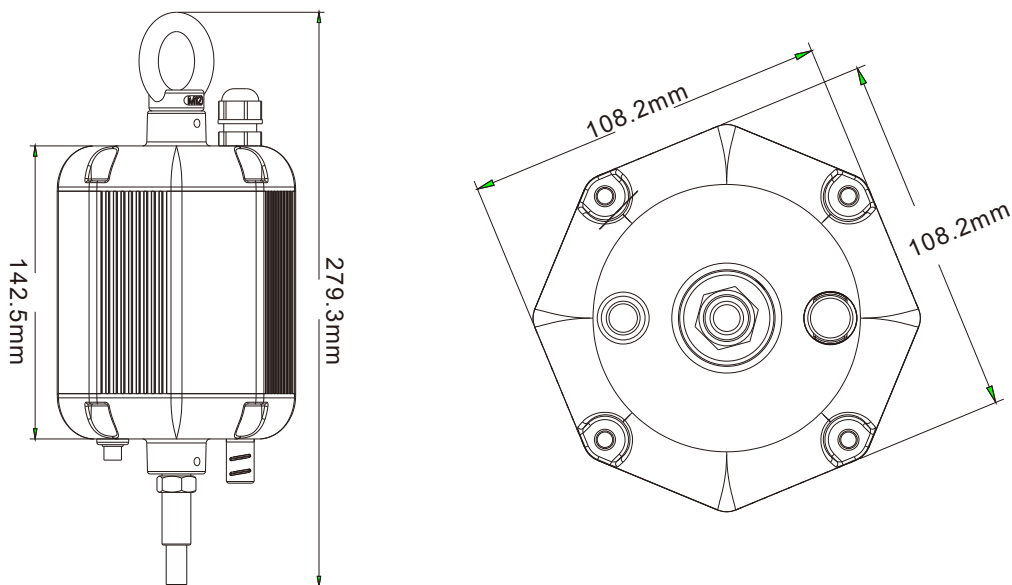
Model NO	Input Voltage	Emergency power	Battery Capacity	Emergency Time
LITP0046	100-277V AC	20	29.6V/3000mAh	180Minutes

Wiring Diagram

Note: The emergency LED drivers only work with dimmable UFO LED Highbay



Product Size



READ AND FOLLOW ALL SAFETY INSTRUCTIONS.

- Risk of fire or electric shock. Luminaire wiring and electrical parts may be damaged when drilling for installation of LED Emergency Backup. Check for enclosed wiring and components.
- Risk of fire or electric shock. This LED Emergency Backup installation requires knowledge of luminaires electrical systems. If not qualified, do not attempt installation. Contact a qualified electrician.
- Before installing, make certain the AC power to the fixture is off.
- The electrical rating of this product is 100–277Vac. Installer must confirm that there is 100–277Vac the fixture before installation.
- To prevent electrical shock, only mate unit connector after installation is complete and before the AC power to the fixture is back on.
- Do not use outdoors.
- This LED Emergency Backup unit requires an un-switched AC power source of 100–277Vac, 50/60Hz. The AC driver must be on the same branch circuit as the LED Emergency Backup unit.
- Do not let power supply cords touch hot surfaces.
- Do not mount near gas or electric heaters.
- Do not join battery pack connector until all other wiring is complete and AC power is on.
- The emergency LED driver is for use with grounded, UL listed LED luminaires, shall be enclosed by the LED luminaire and bonded to the grounding of LED luminaire.
- Verify that all replacement lamp types marked on the installed luminaire are also identified as suitable for use with this emergency battery pack.
- The battery pack is fixed by the screw and the indicator lamp is attached to the shell of the luminaire by 3M tape.
- Equipment should be mounted in locations and at heights where it will not be subjected to tampering by unauthorized personnel.
- The use of accessory equipment not recommended by the manufacturer may cause an unsafe condition.
- Do not use this equipment for other than its intended use.
- Use with grounded, UL Listed, dry or damp location rated fixtures.



Schrack Technik GmbH
Seybelgasse 13
AT-1230 Vienna

www.schrack.com