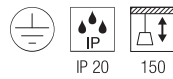
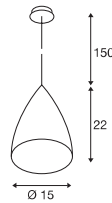




133444 307

**TONGA®**  
PD, E14



IP 20 150

220-240V ~50/60Hz  
Material: Aluminium / Glas



Socket: 1xE14 max. Ø: 5.1 cm | L: 13 cm

Variante	Art.Nr.	EUR
● grau	133444	129,00

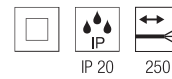
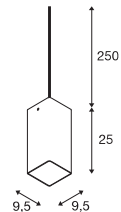


C35 | 4.2W | 320°  
2700K | 350lm | EEK=G  
5kWh/1000h



Art. Nr.: 1005285 | 8,50 EUR

**QUADRASS**  
PD, E27



IP 20 250

220-240V ~50/60Hz  
Material: Stahl / Glas

- offenes Kabelende



Socket: 1xE27 max. Ø: 6.5 cm | L: 18 cm

Variante	Art.Nr.	EUR
● chrom	1003432	104,00



LED E27 | 13.2W | 220°  
2700K | 1300lm | EEK=F  
13kWh/1000h



Art. Nr.: 1005302 | 12,25 EUR



Artikel	Art.Nr.	EUR
1Ph.-Adapter		
○ weiß	143121	15,00
3-Phasen Leuchtenadapter		
○ weiß	1001542	19,70
Fitu 1er Deckenrosette		
○ weiß	132601	26,00



1003432 307