
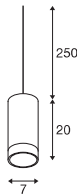




ASTINA PD, QPAR51



220-240V ~50/60Hz
Material: Aluminium

- offenes Kabelende



Socket: 1xGU10

Variante	Art.Nr.	EUR
● schwarz	1002939	117,00
○ weiß	1002937	117,00



LED GU10 51mm | 6W | 36°
2200-2700K | 360lm | EEK=G
6kWh/1000h

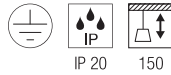
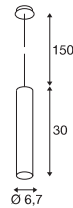


Art. Nr.: 1005273 | 9,99 EUR



Artikel	Art.Nr.	EUR
1Ph.-Adapter		
● schwarz	143120	15,00
○ weiß	143121	15,00
● grau	143124	15,00
3-Phasen Leuchtenadapter		
● schwarz	145990	19,70
● grau	145994	19,70
○ weiß	1001542	19,70
Fitu 1er Deckenrosette rund		
● schwarz	132600	26,00
● chrom	132605	28,50
Fitu 1er Deckenrosette		
○ weiß	132601	26,00
Fitu 3er Deckenrosette rund		
● schwarz	132610	63,00
○ weiß	132611	63,00

ENOLA B PD, QPAR51



220-240V ~50/60Hz
Material: Aluminium / Stahl



Socket: 1xGU10

Variante	Art.Nr.	EUR
● schwarz	151850	110,00
○ weiß	151851	110,00
● gold	151853	115,00

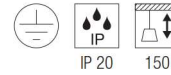
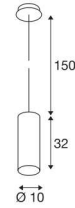


LED GU10 51mm | 6W | 38°
2700K | 450lm | EEK=F
6kWh/1000h



Art. Nr.: 1005077 | 7,50 EUR

ENOLA PD, E27



220-240V ~50/60Hz
Material: Aluminium / Stahl



Socket: 1xE27

max. Ø: 9 cm | L: 18 cm

Variante	Art.Nr.	EUR
● schwarz	149388	81,00
○ weiß	149381	81,00
● gold	149387	94,00



LED E27 | 13.2W | 220°
2700K | 1300lm | EEK=F
13kWh/1000h



Art. Nr.: 1005302 | 12,25 EUR